

1

1

2

2

3

3

Section	2020	2019	2018	2017
OPERATING				
Operating Income	1,100,000	1,200,000	1,300,000	1,400,000
Operating Expenses	(800,000)	(850,000)	(900,000)	(950,000)
Operating Profit	300,000	350,000	400,000	450,000
Non-Operating				
Income	(50,000)	(100,000)	(150,000)	(200,000)
Expenses	100,000	150,000	200,000	250,000
Net Income	250,000	250,000	250,000	250,000

4

Financial statement screenshot showing a detailed breakdown of income and expenses. The table includes columns for different periods and categories. Handwritten annotations in blue ink are visible on the right side of the table.

5

Financial statement screenshot with a handwritten annotation '15,842.47' pointing to a specific value in the table.

6

Category	2020	2019	2018	2017	2016	2015	2014	2013	2012	2011	2010
REVENUE	1,000,000	950,000	900,000	850,000	800,000	750,000	700,000	650,000	600,000	550,000	500,000
EXPENSES	(800,000)	(750,000)	(700,000)	(650,000)	(600,000)	(550,000)	(500,000)	(450,000)	(400,000)	(350,000)	(300,000)
NET INCOME	200,000	200,000	200,000	200,000	200,000	200,000	200,000	200,000	200,000	200,000	200,000

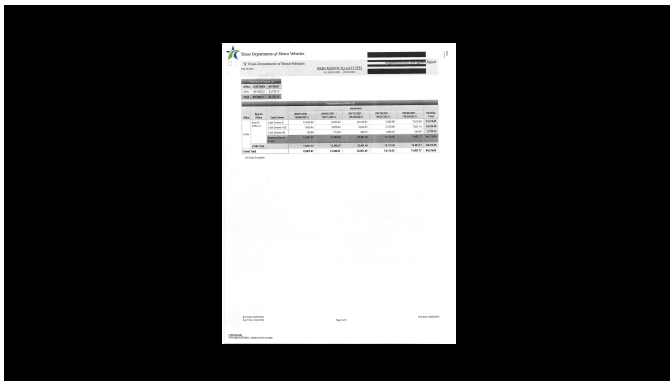
7

Item	2020	2019	2018	2017	2016	2015	2014	2013	2012	2011	2010
REVENUE	1,000,000	950,000	900,000	850,000	800,000	750,000	700,000	650,000	600,000	550,000	500,000
EXPENSES	(800,000)	(750,000)	(700,000)	(650,000)	(600,000)	(550,000)	(500,000)	(450,000)	(400,000)	(350,000)	(300,000)
NET INCOME	200,000	200,000	200,000	200,000	200,000	200,000	200,000	200,000	200,000	200,000	200,000

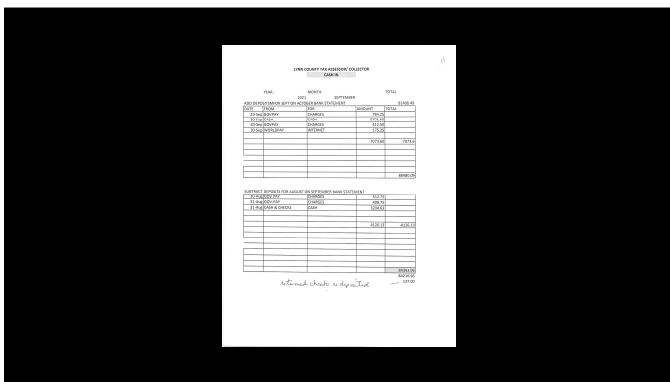
8

Item	2020	2019	2018	2017	2016	2015	2014	2013	2012	2011	2010
REVENUE	1,000,000	950,000	900,000	850,000	800,000	750,000	700,000	650,000	600,000	550,000	500,000
EXPENSES	(800,000)	(750,000)	(700,000)	(650,000)	(600,000)	(550,000)	(500,000)	(450,000)	(400,000)	(350,000)	(300,000)
NET INCOME	200,000	200,000	200,000	200,000	200,000	200,000	200,000	200,000	200,000	200,000	200,000

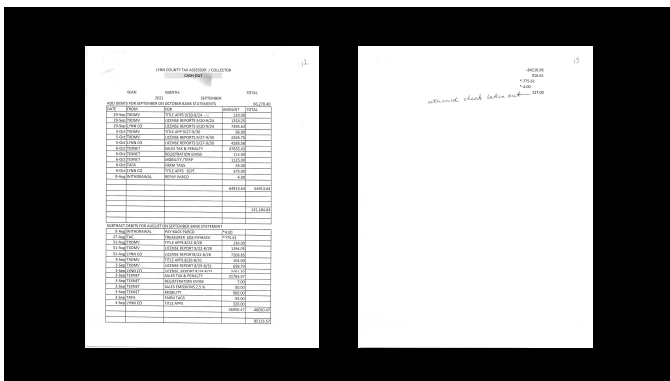
9



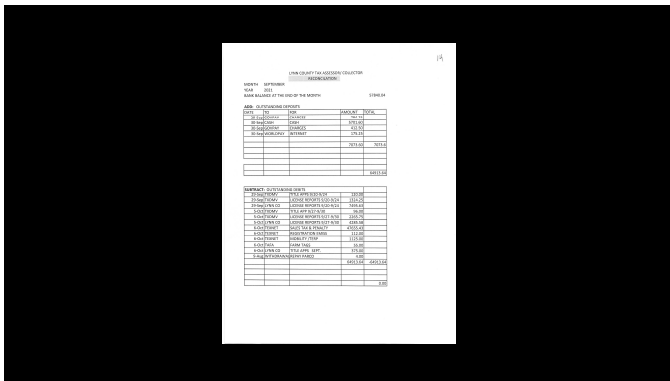
10




11




12



13

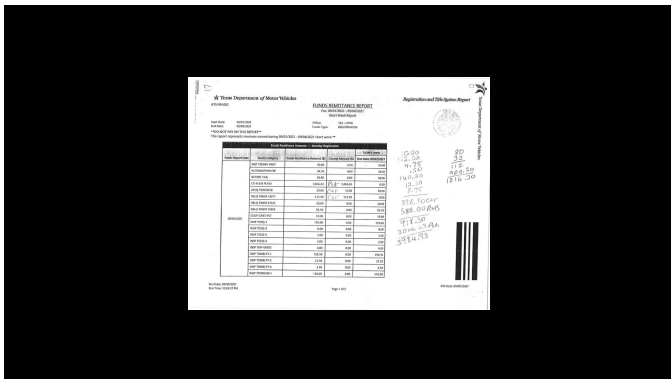


14




15






16



17




18

20


SPT 2020			
SUNSHINE SANDS			
COMMERCIAL/INDUSTRIAL/RESIDENTIAL			
CONTRACTOR'S OFFICE	COUNTY	STATE	TOWN
21-001	ST. LOUIS	MO	
21-002	ST. LOUIS	MO	
21-003	ST. LOUIS	MO	
21-004	ST. LOUIS	MO	
21-005	ST. LOUIS	MO	
21-006	ST. LOUIS	MO	
21-007	ST. LOUIS	MO	
21-008	ST. LOUIS	MO	
21-009	ST. LOUIS	MO	
21-010	ST. LOUIS	MO	
21-011	ST. LOUIS	MO	
21-012	ST. LOUIS	MO	
21-013	ST. LOUIS	MO	
21-014	ST. LOUIS	MO	
21-015	ST. LOUIS	MO	
21-016	ST. LOUIS	MO	
21-017	ST. LOUIS	MO	
21-018	ST. LOUIS	MO	
21-019	ST. LOUIS	MO	
21-020	ST. LOUIS	MO	
21-021	ST. LOUIS	MO	
21-022	ST. LOUIS	MO	
21-023	ST. LOUIS	MO	
21-024	ST. LOUIS	MO	
21-025	ST. LOUIS	MO	
21-026	ST. LOUIS	MO	
21-027	ST. LOUIS	MO	
21-028	ST. LOUIS	MO	
21-029	ST. LOUIS	MO	
21-030	ST. LOUIS	MO	
21-031	ST. LOUIS	MO	
21-032	ST. LOUIS	MO	
21-033	ST. LOUIS	MO	
21-034	ST. LOUIS	MO	
21-035	ST. LOUIS	MO	
21-036	ST. LOUIS	MO	
21-037	ST. LOUIS	MO	
21-038	ST. LOUIS	MO	
21-039	ST. LOUIS	MO	
21-040	ST. LOUIS	MO	
21-041	ST. LOUIS	MO	
21-042	ST. LOUIS	MO	
21-043	ST. LOUIS	MO	
21-044	ST. LOUIS	MO	
21-045	ST. LOUIS	MO	
21-046	ST. LOUIS	MO	
21-047	ST. LOUIS	MO	
21-048	ST. LOUIS	MO	
21-049	ST. LOUIS	MO	
21-050	ST. LOUIS	MO	
21-051	ST. LOUIS	MO	
21-052	ST. LOUIS	MO	
21-053	ST. LOUIS	MO	
21-054	ST. LOUIS	MO	
21-055	ST. LOUIS	MO	
21-056	ST. LOUIS	MO	
21-057	ST. LOUIS	MO	
21-058	ST. LOUIS	MO	
21-059	ST. LOUIS	MO	
21-060	ST. LOUIS	MO	
21-061	ST. LOUIS	MO	
21-062	ST. LOUIS	MO	
21-063	ST. LOUIS	MO	
21-064	ST. LOUIS	MO	
21-065	ST. LOUIS	MO	
21-066	ST. LOUIS	MO	
21-067	ST. LOUIS	MO	
21-068	ST. LOUIS	MO	
21-069	ST. LOUIS	MO	
21-070	ST. LOUIS	MO	
21-071	ST. LOUIS	MO	
21-072	ST. LOUIS	MO	
21-073	ST. LOUIS	MO	
21-074	ST. LOUIS	MO	
21-075	ST. LOUIS	MO	
21-076	ST. LOUIS	MO	
21-077	ST. LOUIS	MO	
21-078	ST. LOUIS	MO	
21-079	ST. LOUIS	MO	
21-080	ST. LOUIS	MO	
21-081	ST. LOUIS	MO	
21-082	ST. LOUIS	MO	
21-083	ST. LOUIS	MO	
21-084	ST. LOUIS	MO	
21-085	ST. LOUIS	MO	
21-086	ST. LOUIS	MO	
21-087	ST. LOUIS	MO	
21-088	ST. LOUIS	MO	
21-089	ST. LOUIS	MO	
21-090	ST. LOUIS	MO	
21-091	ST. LOUIS	MO	
21-092	ST. LOUIS	MO	
21-093	ST. LOUIS	MO	
21-094	ST. LOUIS	MO	
21-095	ST. LOUIS	MO	
21-096	ST. LOUIS	MO	
21-097	ST. LOUIS	MO	
21-098	ST. LOUIS	MO	
21-099	ST. LOUIS	MO	
21-100	ST. LOUIS	MO	



1



2



3

Weekly to Date Fees Report


7

Week / Month to Date Fees Report

8

Weekly Distribution taken from Monday Registration

9



REGISTRATION AND TITLE SYSTEM REPORT
FUNDS REMITTANCE REPORT
 For: 09/30/2021 - 09/30/2021
 Unit No: 104-1400008
 Fund Type: ALL
 Page 1 of 10

Funds Report Date	Funds Category	Funds Remittance Amount (\$)	County Amount (\$)	TOTAL AMOUNT
09/30/2021	REP FUNDING	1.50	0.00	1.50
	REP FUNDING	1.50	0.00	1.50
	REP FUNDING	1.50	0.00	1.50
	REP FUNDING	1.50	0.00	1.50
	REP FUNDING	1.50	0.00	1.50
	REP FUNDING	1.50	0.00	1.50
	REP FUNDING	1.50	0.00	1.50
	REP FUNDING	1.50	0.00	1.50
	REP FUNDING	1.50	0.00	1.50
	REP FUNDING	1.50	0.00	1.50
	REP FUNDING	1.50	0.00	1.50
	REP FUNDING	1.50	0.00	1.50
Total for 09/30/2021		18.00	0.00	18.00

Run Date: 09/28/2021
 Run Time: 11:02:04 AM
 Page 1 of 10

10


Funds Remittance – IRP Funds


REGISTRATION AND TITLE SYSTEM REPORT
FUNDS REMITTANCE REPORT
 For: 09/30/2021 - 09/30/2021
 Unit No: 104-1400008
 Fund Type: ALL
 Page 1 of 10

Funds Report Date	Funds Category	Funds Remittance Amount (\$)	County Amount (\$)	TOTAL AMOUNT
09/30/2021	REP FUNDING	1.50	0.00	1.50
	REP FUNDING	1.50	0.00	1.50
	REP FUNDING	1.50	0.00	1.50
	REP FUNDING	1.50	0.00	1.50
	REP FUNDING	1.50	0.00	1.50
	REP FUNDING	1.50	0.00	1.50
	REP FUNDING	1.50	0.00	1.50
	REP FUNDING	1.50	0.00	1.50
	REP FUNDING	1.50	0.00	1.50
	REP FUNDING	1.50	0.00	1.50
	REP FUNDING	1.50	0.00	1.50
	REP FUNDING	1.50	0.00	1.50
Total for 09/30/2021		18.00	0.00	18.00

Run Date: 09/28/2021
 Run Time: 11:02:04 AM
 Page 1 of 10

11


REGISTRATION AND TITLE SYSTEM REPORT
FUNDS REMITTANCE REPORT - IRP
 For: 09/30/2021 - 09/30/2021
 Unit No: 104-1400008
 Fund Type: ALL
 Page 1 of 10

Funds Report Date	Funds Category	Funds Remittance Amount (\$)	County Amount (\$)	TOTAL AMOUNT
09/30/2021	REP FUNDING	1.50	0.00	1.50
	REP FUNDING	1.50	0.00	1.50
	REP FUNDING	1.50	0.00	1.50
	REP FUNDING	1.50	0.00	1.50
	REP FUNDING	1.50	0.00	1.50
	REP FUNDING	1.50	0.00	1.50
	REP FUNDING	1.50	0.00	1.50
	REP FUNDING	1.50	0.00	1.50
	REP FUNDING	1.50	0.00	1.50
	REP FUNDING	1.50	0.00	1.50
	REP FUNDING	1.50	0.00	1.50
	REP FUNDING	1.50	0.00	1.50
Total for 09/30/2021		18.00	0.00	18.00

Run Date: 09/28/2021
 Run Time: 11:02:04 AM
 Page 1 of 10

12

R T S DISTRIBUTION REPORT

RTS Distribution Report

Month: 09/2021

Period: 09/01/2021 - 09/30/2021

Revenue: \$ 1,114,430.00

Expenses: \$ 1,114,430.00

Balance: \$ 0.00

RTS Distribution Report

Month: 09/2021


Period: 09/01/2021 - 09/30/2021

Revenue: \$ 1,114,430.00

Expenses: \$ 1,114,430.00

Balance: \$ 0.00


13



Registration and Title System
Monthly - by Date Fees Report
SEPTEMBER 2021 2020

TITLE	Quantity	Revenue Collected	Quantity	Revenue Collected
Total Registration Fee	481	\$ 4,253.00	513	\$ 4,686.00
Other Fees Collected			2	\$ 150.00
REGISTRATION				
Registration System	381	\$ 3,388.00	385	\$ 3,581.00
Plate Dealer	60	\$ 525.00	69	\$ 617.00
County Road Bridge Add-On Fee	34	\$ 2,400.00	57	\$ 5,088.00
Other Fees Collected		\$ 2,459.33		\$ 28,937.00
SALES TAX				
Sales Tax Fee	470	\$ 4,158.00	513	\$ 4,624.50
Sales Tax Fee	11	\$ 71.00	0	\$ 0.00
Other Fees Collected		\$ 433.18		\$ 1,201.74
YOUNG FARMER PROGRAM				
Young Farmer Program	45	\$ 270.00	42	\$ 252.00
GRAND TOTALS		\$ 102,834.00		\$ 944,336.37

14



Department of Motor Vehicles
State of Tennessee

Vehicle Registration Report

Month: 09/2021

Period: 09/01/2021 - 09/30/2021

Revenue: \$ 1,114,430.00

Expenses: \$ 1,114,430.00

Balance: \$ 0.00

Week/Month to Date Fees - Month

15



Virginia Department of Motor Vehicles
 11/3/2021

REGISTRATION AND TITLES SYSTEM

MONTHLY COLLECTED FEES REPORT

Month: 11/2020

Item	Description	Quantity	Rate	Total	Other	Net Total
REGISTRATION	REGISTRATION	100	100.00	100.00		100.00
TITLES	TITLES	100	100.00	100.00		100.00
SALES TAX	SALES TAX	100	100.00	100.00		100.00
OTHER FEES	OTHER FEES	100	100.00	100.00		100.00
GRAND TOTALS				400.00		400.00

16

Virginia Department of Motor Vehicles
 11/3/2021

REGISTRATION AND TITLES SYSTEM

MONTHLY COLLECTED FEES REPORT

Month: 11/2020

Item	Description	Quantity	Rate	Total	Other	Net Total
REGISTRATION	REGISTRATION	100	100.00	100.00		100.00
TITLES	TITLES	100	100.00	100.00		100.00
SALES TAX	SALES TAX	100	100.00	100.00		100.00
OTHER FEES	OTHER FEES	100	100.00	100.00		100.00
GRAND TOTALS				400.00		400.00

17

Registration and Title System
 Month - to - Date Fees Report

SEPTEMBER 2021

TITLE	Quantity	Month Collected	Quantity	Month Collected
REGISTRATION	461	\$ 4,233.00	513	\$ 4,689.00
TITLES	461	\$ 4,233.00	513	\$ 4,689.00
SALES TAX	470	\$ 4,199.27	513	\$ 4,643.33
OTHER FEES	461	\$ 4,233.00	513	\$ 4,689.00
YOUNG FARMER PROGRAM	43	\$ 215.00	43	\$ 215.00
GRAND TOTALS		\$ 17,123.27		\$ 18,845.33

End of the Month Distribution Report with Yearly Comparison

18



QUESTIONS?

Karen.Lane@MadisonCountyTX.ORG
