

## Serving Texans in Time of Need

Extension's Evolving Role in  
Disaster Response and Recovery

TEXAS A&M  
**AGRILIFE**  
EXTENSION



## Overview

- Background
- Two Missions
- Emergency Support Functions
- Wrap up



## Everything is Big In Texas

- 268,591 square miles
- Over 300 miles of Texas coast
- 10 Natural or Ecoregions
- Rainfall variance 8 to 56 inches
- Population growth 24 mil to 31 mil
- 3 of 10 largest cities in the US
- 176 weather/climate losses > \$1 billion



### Major Disaster Declarations Since 1953\*

10.	Mississippi	74
9.	Alabama	75
8.	Louisiana	76
7.	Tennessee	76
6.	Kentucky	77
5.	New York	85
4.	Florida	86
3.	Oklahoma	97
2.	Texas	105
1.	California	116

FEMA 2025



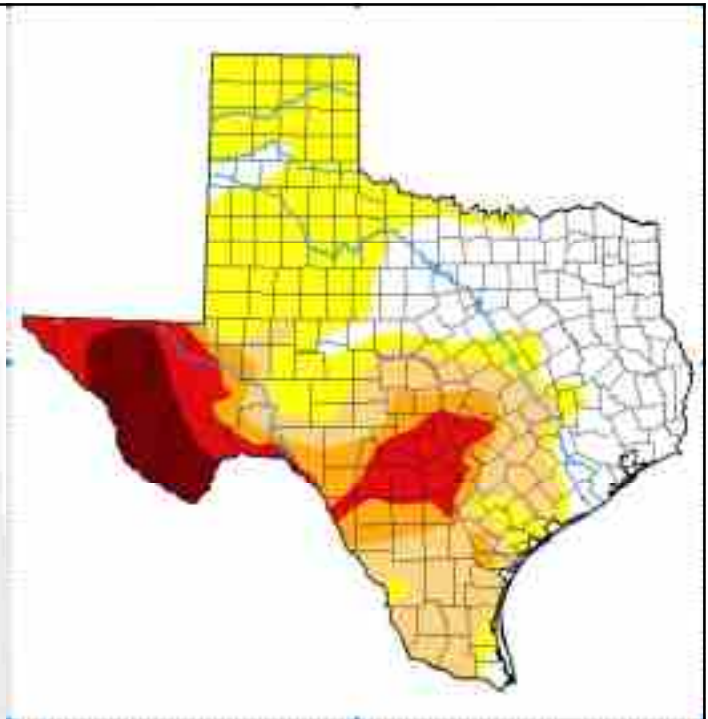
Since 1953, on average how often does Texas experience a major Disaster Declaration?

**Once EVERY 8.2 MONTHS**


FEMA 2025

Current Texas  
Drought  
Situation

February  
2025



Continuous Cycle Requires a New Emphasis



Every Community is Texas is somewhere in this cycle

Remember Mother Nature is **UNDEFEATED**

State Agencies Partners of the Texas A&M University System



**Protecting Lives and Livelihoods**

# Establishment of the Disaster And Assessment Unit



Prior to 2019 responded in a support role as an agency without an official unit or agency structure around emergency management. i.e. Hurricanes, Flooding, and Wildfires.



The DAR unit was established through funded in the 86<sup>th</sup> Texas Legislative Session with 19 Extension Agent Positions.



Through 88<sup>th</sup> Texas Legislative Session, the DAR unit received additional funding for expansion



Blue and Gray Sky Missions



### BLUE SKY MISSION



- National and Texas EDEN Web Presence
  - [Extensiondisaster.net](http://Extensiondisaster.net)
  - [Texashelp.tamu.edu](http://Texashelp.tamu.edu)

- Ag Safety Days
- Hurricane and Wildland Fire Preparedness Conferences
- Support for LTR Committees & COADs/VOADS
- CHARM Workshops for Jurisdictions
- Agriculture Recovery Support
- Demonstration of Best Practices



### Animal Issues Planning and Operational Readiness



Gray Sky Mission

**Texas A&M AgriLife Extension Mission Support Model**

**State Operations**  
 Preparedness & Response Liaison  
 Recovery & Mitigation Liaison  
 Agriculture & Disaster Mental Health  
 Logistics & Public Information Support

**DAR Field Operations**  
 Program Specialist Support  
 Incident Management Teams  
 Regional EOCs

**County Extension**  
 District Deployment Teams  
 Disaster District EOCs



### SOC Reports

ESF 1 Transportation	ESF 11 Agriculture and Natural Resources
ESF 2 Communication	ESF 12 Energy
ESF 3 Public Works	ESF 13 Law Enforcement
ESF 4 Firefighting	ESF 14 Private Sector Coordination
ESF 5 Emergency Management	ESF 15 External Affairs
ESF 6 Mass Care	ESF 16 Recovery
ESF 7 Logistics	ESF 17 Military Support
ESF 8 Public Health and Medical	ESF 18 Higher Education Support
ESF 9 Search and Rescue	ESF 19 Operations Technology
ESF 10 Oil and HAZMAT	ESF 20 Cybersecurity


AgriLife Extension ESF Support Focus – 4, 6, 8, 11, & 16









**ESF 4 Fire Fighting**

- Support Wildfire Education**
- Spring Green up Assessment**
- Communications with Livestock Producers**
- Livestock Recovery Resources**
- Post Fire Land Management**



**ESF 6 Mass Care, Emergency Assistance, Temporary Housing, and Human Services**



# ESF 8 Public Health & Medical Services



158 AgriLife Ext Staff



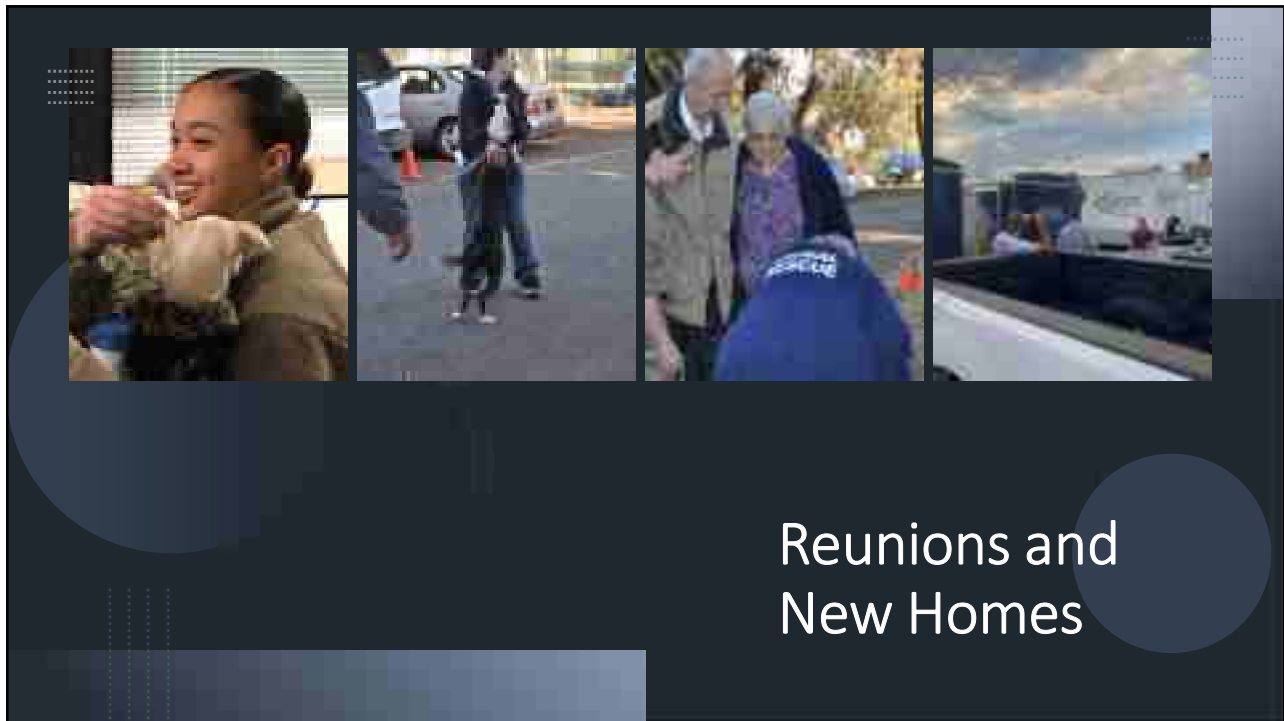
## Pony Express Support of Testing & Medical Supply Deliveries

- Mobile Testing Operations
  - 1.3 mil individuals at 1,194 sites
  - 115,760 high risk persons @ 817 sites
- Covid Testing Kits – 4.2 million delivered
- Medical Supplies
  - Remdisivir to 157 hospitals
  - 230 ventilators to the 11 RSAs
  - 2,522 therapeutic doses - 26 med. facilities
- 1.04 mil vaccine doses across the State
- 105,583 vaccine records
- PPE
  - 74,596 bundles or pallets
  - 16,533 deliveries to frontline workers & care facilities
  - Deliveries to 8,079 polling places

# ESF 11 Ag & Natural Resources

- County Animal Issues Plans
- Animal Sheltering
- Animal Supply Points
- Locating of Displaced Livestock
- Stabilization of Displaced Livestock & Pets
- Carcass Disposal of TCEQ, USDA, & TEEX PWRT







To avoid confusion regarding the two Extension Services and their roles during a disaster, just remember.....



Texas A&M Engineering  
Extension Service  
TEEX




Texas A&M AgriLife  
Extension Service  
ALEXT



## ESF 16 Recovery

- Liaisons in Recovery
- Deployment Teams
- Jurisdictional Damage Assessments
- Ag Stat Assessments of Ag Related Damage & Losses
- Housing Site Inspections
- Documentation for PA Reimbursements
- Completed PA Project Site Inspections
- Long Term Recovery Support
- COADs & VOADs

# The power of teamwork



- Some 12,000 head of cattle recovered
- \$70 million in consulting fees saved
- Coordinated millions in donated relief
- Saved 150 houses during Harvey
- Greater coordination of response and recovery efforts with State Partners
- Reduced hospitalizations by 6,500 and associated costs by \$75 million
- Expedited process of assessing “how big is big and how bad is bad”
- Future proofing communities and the state food supply chain

“Those helicopters and that hay saved our family’s ranch and the livelihoods of three generations who call this place home”

## Questions.....





Thank you